HDE
VET

EQuineDR Catalogue 2026-2027

Software dedicated to Equine

HDE VET

SUMMARY

1. HDE Vet EQuineDR Sets p. 3
- 1.1. Product description p. 4
- 1.2. Flat Panel Detectors F Series p. 6
- 1.3. Lenovo ThinkPad P1 Gen 8 p. 11
- 1.4. HDE Vet Equine Software p. 11
- 1.5. Podoblock Protector p. 12
- 1.6. Nanuk 940 Case p. 12
- 1.7. HDE Vet Protective Aluminium Case p. 13

2. Additional Station p. 14
- 2.1. HP AIO 27” p. 15
- 2.2. HDE Vet Equine Software p. 15

3. Protection kits & Accessories p. 16
- 3.1. HDE Vet Apron p. 17
- 3.2. HDE Vet Thyroid Shield p. 17
- 3.3. HDE Vet Gloves p. 17
- 3.4. DR-Quadro p. 18
- 3.5. Stat-X Vaquero p. 18
- 3.6. X-Ray Dentistry Equipment p. 19

4. Serenity Package p. 20

5. Education p. 21

6. Services p. 22

7. Guarantee p. 23

8. General Sales Terms p. 24

9. References p. 25

HDE VET
EQUINEDR SETS

1. HDE Vet EQuineDR Sets

1.1. Product description

Dedicated for ambulatory use:

HDE Vet EQuineDR 2530F
2530FW: Multipurpose radiography flat panel detector (25 x 30 cm / 10 x 12 inches)
Laptop: Lenovo ThinkPad P1 Gen 8
HDE Vet Equine Software: DICOM dedicated to Equine practice
PODOBLOCK FXRD 092530F: Protection cover with handgrip
NANUK 940: Protective hard case offering a compartmental protection and organization for the flat panel, battery and computer External dimensions: L 53 X W 44 X H 22 cm
In option: • HDE Vet Mixed Software

Reference: DR_S2530F

HDE Vet EQuineDR 3643F
3643FW: Multipurpose radiography flat panel detector (36 x 43 cm / 14 x 17 inches)
Laptop: Lenovo ThinkPad P1 Gen 8
HDE Vet Equine Software: DICOM dedicated to Equine practice
PODOBLOCK FXRD 093643F: Protection cover with handgrip
HDE Vet protective aluminium case
In option: • HDE Vet Mixed Software

Reference: DR_S3643F

Dedicated for clinical use:

HDE Vet EQuineDR 4343F
4343FW: Multipurpose radiography flat panel detector (43 x 43 cm / 17 x 17 inches)
HP Computer: all in one 870 G9 27”
HDE Vet Equine Software: DICOM dedicated to Equine practice
High resolution anti-scatter grid R:12:1 220 lines
In option: • HDE Vet Mixed Software

Reference: DR_S4343F

1.2. Flat Panel F Series

0° / 40°

FINEST Durability

Feel the FINEST durability of the F Series that secures longer product lifetime. The elegance of the new design combined with the robustness of the series creates a sophisticated, powerful, and practical detector for even the harshest hospital environment.



Unbreakable Glass-free TFT

The F Series has significantly increased durability of a detector with glass-free TFT. By removing the most fragile layer inside, the series gained more flexibility on the physical panel. This reduces the possibility of breaks in unexpected situations like dropping, loading heavy weight, or imposing pressure on the detector.

Enhanced Robustness

Users are now free from having to worry about accidental detector drops or putting too much weight on detectors. The F Series passed 150 cm drop test, the highest drop height among all available detectors in the market. The series also endures up to 400 kg under uniform load.

IP67 - Water and Dust Resistance

Achieving IP67 in water and dust resistance test has freed users from having to worry about poor operation caused by water or dust. IP67 indicates that the series can operate stably in the water for up to 30 minutes at depths of less than 1 meter.

Wider Operating Temperature

The F Series works reliably even when taking images outside typical room temperature. The series can maintain the same image quality in hotter and colder environments. The F Series operates from 0°C to 40°C, making it also suitable for outdoor and emergency usages.

FINEST Usability

Experience the FINEST usability of the F Series that streamlines your workflow even in the busiest hopsital environment. Greater portatibility is achieved with much lighter weight compared to previous detector models. Batteries run for longer time and are easily exchangeable. Variety of intuitive and user-friendly functions offer premium user-experience.

Lighter Weight for Greater Portability

The F Series is a perfect solution for users who have even thought that a detector is too heavy to hold with one hand. Our glass-free TFT maximizes portability by reducing the weight significantly, achieving the lightest weight among the series detectors. The ergonomic design improves grips, making it easier to pick up and prevent accidental drops.

Convenient Charging: Variety of Charging Methods

Portable detectors should be simply charged under any circumstances. The F Series adds a new charging method to improve convenience. A connector is also offered for safe-storing and easy-charging of detectors in the Nanuk 940 Case. Standard charging methods are still offered with USB-C interfaces and magnetic tether connectors.



Improved Battery Usage

Medical professionals are busy all day and need a detector that can cover long working hours. The F Series comes with two batteries (from the 3643F), bringing up the operating hour to 16 hours. Hot-swap mode enhances user experience as detectors can still be used while exchanging batteries.

Easy Usage with User-Friendly Functions

OLED Status Screen
The exterior OLED display provides information about battery charge level, wired/wireless connection mode, and direction of the image. Users can understand the detector status quickly and prepare for the diagnostic procedure accordingly.

AP Button
AP Button for setting change is placed on a side of a detector. With this button, you can easily control detector's AP ON/OFF status, AP switching when detector is in station, and charge the OLED display mode.

Detector Sharing
Detector sharing is a preset switching function which can be easily done with NFC or AP button. With a simple scan of NFC card or pressing the AP button. your detectors turn into shareable detectors that can be used from a number of imaging systems.

FINEST Image Quality

Experience the FINEST image quality with the F Series for your confident diagnostic decisions. The series displays smaller pixel pitch at 99µm, offers semi-dynamic function, and provides the most advanced in-class software solution for imaging processing technology.

High Resolution Images with 99µm Pixel Pitch

You can now detect even the smallest bone structures using the F Series that features the smallest pixel pitch in the market at 99µm. Spatial resolution also guarantees minimum of 5 lp/mm which enables users to see the most detailed clinical images. The series also provides the highest DQE for high-quality diagnostic images: 3643FW supports DQE 75% at 0 lp/mm.

Semi-Dynamic Feature (multi-frame mode)

The F Series' semi-dynamic feature is a powerful solution for situations in which capturing multiple images simultaneously is needed such as for tomosynthesis. In multi-frame mode, users can look into multiple layers of a body part and create 3-D like images by combining multiple shots in one picture. The feature can be used for any other situations for continuous shooting of x-ray clinical images. With 3643FW model, users can take 6fps at 10 seconds in full image. 4343FW model supports 6fps at 8 seconds in full image.

Flat Panel Detectors F Series Characteristics

FLAT PANEL DETECTOR	2530FW Reference: DR_PXR2530F	3643FW Reference: DR_PXR3643F	4343FW Reference: DR_PXR4343F
Model Name	FXRD-2530FAW	FXRD-3643FAW	FXRD-4343FAW
Technology	a-Si Flexible TFT	a-Si Flexible TFT	a-Si Flexible TFT
Scintillator	Flexible CsI	Flexible CsI	Flexible CsI
Pixel Pitch	99μm	99μm	99μm
Spatial Resolution	5.0 lp/m	5.0 lp/m	5.0 lp/m
Pixel Matrix	2524 x 3036 pixels	3548 x 4316 pixels	4316 x 4316 pixels
Image Size	25 cm x 30 cm	36 cm x 43 cm	43 cm x 43 cm
Grayscale	16 bit	16 bit	16 bit
Image Acquisition Time	≤ 3 s	≤ 4 s	≤ 4.5 s
Recommended Cycle Time	5 s	7 s	7 s
Multi-Frame Mode	-	6 fps (full image, 10 s)	6 fps (full image, 8 s)
Data Interface	Gigabit Ethernet (wired) IEEE802.11n/ac (wireless)	Gigabit Ethernet (wired) IEEE802.11n/ac (wireless)	Gigabit Ethernet (wired) IEEE802.11n/ac (wireless)
X-Ray Generator Interface	DR Trigger Mode AED Mode Software Trigger	DR Trigger Mode AED Mode Software Trigger	DR Trigger Mode AED Mode Software Trigger
Dimensions	28.3 cm x 33.3 cm x 1.5 cm	38.4 cm x 46.0 cm x 1.5 cm	46.0 cm x 46.0 cm x 1.5 cm
Weight	1.7 kg (1 battery)	2.4 kg (1 battery)	2.95 kg (1 battery)
		2.6 kg (2 batteries)	3.15 kg (2 batteries)
Battery	Lithium Ion 3,400 mAh x 1 8 h (standby) 1,500 images at a 15-s cycle	Lithium Ion 3,400 mAh x 2 16 h (standby) 3,000 images at a 15-s cycle	Lithium Ion 3,400 mAh x 2 16 h (standby) 3,000 images at a 15-s cycle
Dust and Water Resistant	IP67	IP67	IP67
X-Ray Voltage Range	40 - 150 kVp	40 - 150 kVp	40 - 150 kVp
Operating Environment	0°C to 40°C 5% to 90% RH (non-condensing)	0°C to 40°C 5% to 90% RH (non-condensing)	0°C to 40°C 5% to 90% RH (non-condensing)
Power Consumption	Normal: Max. 24W Charging: Max. 50W	Normal: Max. 24W Charging: Max. 80W	Normal: Max. 24W Charging: Max. 80W

** Specifications are subject to change without prior notice.*

1.3. Lenovo ThinkPad P1 Gen 8

The Microsoft Surface Studio 2 comes with the HDE Vet EQuineDR Set 2530F and the HDE Vet EQuineDR Set 3643F.
Reference: DR_HW01

Screen	16” 3.2K (3200 × 2000) OLED, anti-reflective / anti-glare / anti-smudge, touchscreen, 100% DCI-P3, 650 nits, VRR 40–120 Hz, factory color calibrated, 5 MP RGB + IR camera with dual microphones, AI-powered vision features.
Dimensions	354.3 × 241.0 × 9.9 / 15.8 mm (front / rear), 20.6 mm maximum thickness
Memory	32 GB LPCAMM2 LPDDR5x-7467
Processor	Intel Core Ultra 7 255H, 16 cores (6P + 8E + 2LPE) / 16 threads, Max Turbo up to 5.1 GHz, 24 MB Intel Smart Cache
Battery	90 Wh
Graphics	NVIDIA RTX PRO 2000 Blackwell Generation, 8 GB GDDR7 Laptop GPU
Storage	1 TB SSD M.2 2280 PCIe 5.0 x4 Performance NVMe Opal 2.0
Connections	Intel Wi-Fi 7 BE201, 802.11be 2×2 + Bluetooth 5.4, vPro 1 × USB-A (10 Gbps / USB 3.2 Gen 2), Always On 2 × Thunderbolt 5 with USB PD 3.1 and DisplayPort 2.1, 140 W input / 15 W output 1 × Thunderbolt 4 with DisplayPort 2.1 and USB PD 3.1, 140 W input / 15 W output 1 × HDMI 2.1, up to 8K / 60 Hz 1 × Headphone / microphone combo jack (3.5 mm) 1 × SD Express 7.0 card reader
Weight	1.8 kg
Sensors	Ambient light sensor, Proximity sensor, Accelerometer, Gyroscope, Magnetometer
Wireless Networking	Intel Wi-Fi 7 BE201, 802.11be 2×2 + Bluetooth 5.4, vPro
Operating System	Windows 11 Pro

1.4. HDE Vet Equine Software

DICOM, designed for Equine veterinary practice.
HDE Vet Software can also be available for Mixed veterinary practice in option.
Reference: DR_SWEQ

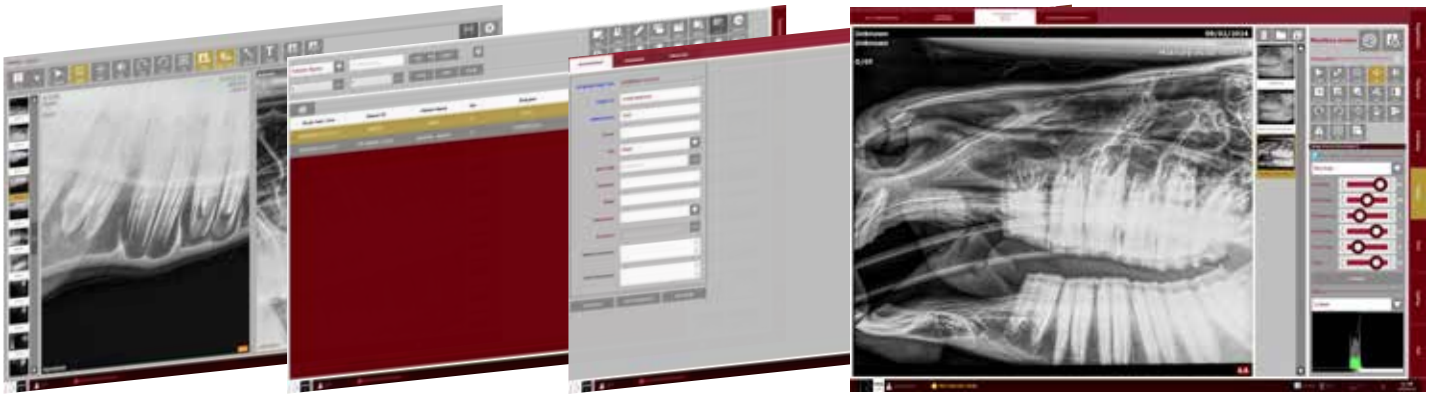

- Image settings EQuineDR
- Equine automeasuring
- Auto pixel size
- PDF radiological information
- Email function
- Multi resolution (H, V interfaces)
- Customer personalization

1.5. Podoblock Protector

The Podoblock Protector is specially designed to protect the HDE Vet EQuineDR flat panel detector. The «slide & lock» adapter system allows you to change the handle position according to your needs.
The buttons and charging connectors on the HDE Vet EQuineDR flat panel detector remain accessible even with the Podoblock Protector.

References: DR_PRP2530F / DR_PRP3643F

1.6. Nanuk 940 Case

The HDE Vet Nanuk 940 Case allows you to store your flat panel detector 2530F and your Microsoft Surface in the case for a safe storing and easy handling of your equipment.
The case is equipped with a charging system. At the end of your day, charge your flat panel detector and Microsoft Surface with the corresponding connectors in the case. Then, you can directly plug the case on to an electrical outlet to charge all your equipment at once with a single cable.

- Inner dimensions: L 52.1 x W 38.9 x H 25.7 cm
- Outer dimensions: L 57.9 x W 46.5 x H 29.7 cm
- Volume: 51.9 L

Reference: DR_MAL01

1.7. HDE Vet Protective Aluminium Case

The HDE Vet Case allows you to store your flat panel detector 3643F and your Microsoft Surface in the case for a safe storing and easy handling of your equipment.

- Inner dimensions:
- Outer dimensions:
- Volume:

Reference: DR_MAL02

ADDITIONAL STATION

2.1. HP AIO 27”

The HP AIO 27” comes with the HDE Vet EQuineDR Set 4343F and is recommended for clinical use.
It can also be available as an option for the sets 2530F and 3643F.
Reference: DR_HW02

Screen	QHD (1920 x 1080) de 24” (58,6 cm), IPS, antirefectant, 250 nits, 72% NTSC
Dimensions	51.4 x 14.7 x 49.95 cm
Memory	16 GB 3733 Mhz LPDDR4x
Processor	Processor Intel® CoreTM i5 de 12.a generation
Graphics	Graphic card Intel® HD 770
Storage	512 GB SSD PCIe® NVMeTM M.210
Connections	Left side: 1 headphone and microphone combination Right side: 1 USB SuperSpeed Type-C® with 10 Gbps signal speed (when charging); 1 SuperSpeed USB Type A with 10 Gbps signal speed Rear: 1 RJ-45; 1 HDMI 2.0a; SuperSpeed USB Type-A with 10 Gbps signal speed; 2 SuperSpeed USB Type-A with 5 Gbps signal speed; 1 DisplayPortTM 1.4 dual mode; 1 SuperSpeed USB Type-C® with 20 Gbps signal speed
Weight	6.9 kg (exact weight depends on configuration)
Sensors	Ambient light sensor / Proximity / Accelerometer / Gyroscope / Magnetometer
Network	Wi-Fi 6: 802.11ax compatible / Bluetooth Wireless 5.0 Technology
Software	Windows 11 Pro

2.2. HDE Vet Equine Software

DICOM, designed for Equine veterinary practice.
HDE Vet Software can also be available for Mixed veterinary practice in option.
Reference: DR_SWEQ

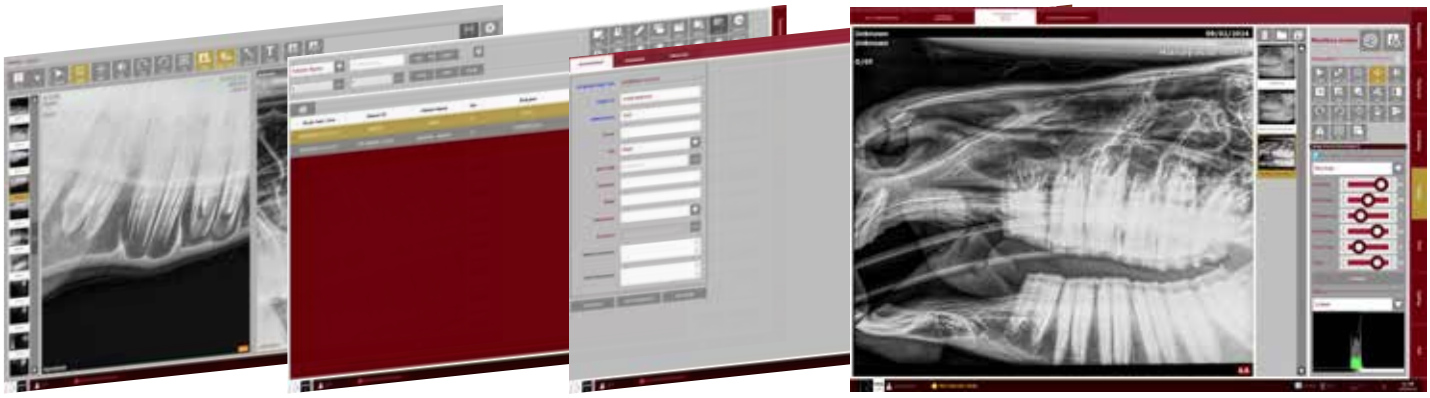

- Image settings EQuineDR
- Equine automeasuring
- Auto pixel size
- PDF radiological information
- Email function
- Multi resolution (H, V interfaces)
- Customer personalization

PROTECTION KITS & ACCESSORIES

3.1. HDE Vet Apron

HDE Vet offers an apron for the protection of your body while making x-rays.
This apron is adjustable on your waist and has a light weight allowing you to have better movements.

- Available sizes: M, L
- Weight (size M):
- Lead protection: 0.35 mm

Reference: DR_PRC

3.2. HDE Vet Thyroid Shield

HDE Vet offers a thyroid shield for the protection of your neck while making x-rays.

- Available sizes:
- Weight (size M):
- Lead protection: 0.50 mm

Reference: DR_PRT

3.3. HDE Vet Gloves

HDE Vet offers lead gloves for the protection of your hands while making x-rays.

- Available sizes:
- Weight (size M):
- Lead protection: 0.50 mm

Reference: DR_PRM

3.4. DR-Quadro

DR-Quadro is a lightweight protection frame designed for your EQuineDR flat panel. Its rubber edges provide enhanced protection and a soft finish to absorb shocks.

- Durable
- Lightweight
- Available with the following flat panels :
  - 2530FW
  - 3643FW

DR-Quadro is composed of:

- DR-Quadro distance stick
- DR-Quadro handgrip
- DR-Quadro screen protector

Reference: DR_Q2530F / DR_Q3643F

3.5. Stat-X Vaquero

The Mobile X-Ray Generator Stand is a highly advanced, versatile, and portable solution designed to meet the needs of all mobile imaging professionals.

The Stat-X Vaquero is available in two versions, depending on the weight of your x-ray source:

- 6 - 16 kg
- 16.1 - 25 kg

Reference: DR_V6-16 / DR_V16-25

3.6. X-Ray Dentistry Equipment

X-Ray Plates Juliuster

Designed, tested and approved in collaboration with the European Equine Dental Consultancy (EEDC). Easy-to-use device to offset the lower jaw to the left or right for open-mouth views with offset-technique.

Great to investigate the roots and the occlusion surface of the cheek teeth.
Dorso-ventral views can be made with 5 cm offset to the left and right.
Reference: PEGA_PLAJU

X-Ray Plates

A revolutionary set of interchangeable bite plates for your equine dental exam.
Comes with an easy integrated «slide & lock» system and therefore, no setup tools required.
They are made for taking intraoral X-rays radiographs of the incisors with no hindrance of material or anything else.

Durable radiolucent material has been tested according to the official DAkkS-DKD-R 3-3 regulation and can withstand 5.13 KN / 513 kg pressure.
Entirely universal to fit all speculums available in the market.
Reference: PEGA_PLAXR

X-Ray Block

This block is a simple tool to open the mouth in 3 different angles for radiographs through the mouth.
It is well tolerated in horses slightly sedated.
Reference: PEGA_311008

THE SERENITY PACKAGE

A COST EFFECTIVE ALL INCLUSIVE SOLUTION FOR TOTAL SERENITY

HDE's **Serenity Package*** is a smart all inclusive rental solution specially designed for veterinarians. It offers a unique combination of radiology equipment designed for equine ambulatory practice, studied for a better ergonomics to guarantee you a total peace of mind.

From 999 € / Month**

Contact us for more information!

** The Serenity Package is available for veterinarians and subject to validation of the file by the financing organization. The offer is valid for a period of 3 years and for a selection of equipment.*
*** Transport, warranty on the flat panel detector, online support and software updates are included. Compulsory insurance is not included in the price per month.*

Discover two exclusive webinars hosted by Dr. Gabriel Manso Díaz from Spain, who already adopted the HDE Vet EQuineDR system.

«I've been working with the system for about two-three years from now and apart of the head, it is also a nice for taking x-rays of other areas like the spine, proximal limb and the distal limb.», Dr. Gabriel Manso Díaz

At the University, «we were looking for a high quality system for any part of the body [...] and when we tried this system from the beginning, from the very first day, [...] it worked okay and we decided «this is the one» and we have been working with it for already two-three years and we are very happy.», Dr. Gabriel Manso Díaz

Dr. Gabriel Manso Díaz

Gabriel graduated from Complutense University of Madrid (UCM), Spain, before completing a Master's program in veterinary sciences' research. He then went on to complete a PhD in advanced imaging modalities (CT and MRI) for the diagnosis of equine head disorders. After which, he undertook a residency in Diagnostic Imaging (Large Animal Track) at the Royal Veterinary College (London, UK). Following this, he successfully gained his Diploma from the European College of Veterinary Diagnostic Imaging. He currently is a Senior Lecturer at the UCM and splits his time between clinical referral work, as an equine radiologist at the Veterinary Teaching Hospital, and teaching and research in Large Animal Diagnostic Imaging. He also works as a consultant internationally for other clinics.

Two Exclusive Webinars on Radiology

Radiology of the Equine Paranasal Sinuses, What to Expect

Equine paranasal sinuses is a complex region from an anatomical point of view. Diseases of this region are often presented in horses, and need a precise diagnosis in order to plan the best treatment in each case. Therefore, diagnostic imaging plays an important role in this process. In this lecture, a review of the main anatomical features and the use of radiography for evaluating this region is presented.

Dental Radiology: A Review from Technique to Diagnosis

Due to the large size and complex anatomy of the equine skull, specific imaging techniques are required, including intraoral, extraoral, and oblique radiographic projections. These allow detailed assessment of teeth, alveoli, and surrounding bone. Common indications include evaluation of apical infections, fractures, developmental abnormalities, and sinus disease. Proper patient positioning, adequate sedation, and high-quality radiographic technique are critical for accurateinterpretation. Radiology plays a pivotal role in guiding treatment planning and monitoring outcomes in equine dentistry.

Scan the QR Codes to access the webinars!

6. Services

The first year after the purchase of one HDE Vet EQuineDR Set, the online support is offered. After the first year, you can choose to use this service or not anymore. Two options of online supports are offered:

- Online support through one of our HDE Vet Official Technical Centers;
- Online support through an HDE Vet WhatsApp group.

6.1. HDE Vet Official Technical Centers

Find your local HDE Vet Official Technical Center and contact them for any questions regarding your EQuineDR System. Below are listed our qualified Offical Technical Centers:

- HDE VET FRANCE - Châteaubourg, France - +33 299 007 129 - contact@hdevet.com

- MC REPAIRS - Blackpool, United-Kingdom - +44 1253 404 774 - repairs@mcrepairs.co.uk

- ROOS DENTAL - Mönchengladbach, Germany - +49 2166 998980 - info@roos-dental.de

Opening hours (can vary depending on the Official Technical Center):
From Monday to Friday
08:30am - 12:30pm
02:00pm - 05:00pm

6.2. HDE Vet WhatsApp Group

If you decide to choose the option of the WhatsApp Group, it will be created at the purchase of the equipment and will be available for you to ask all your questions regarding your EQuineDR System.

Opening hours (can vary depending on the location):
From Monday to Saturday
08:00am - 08:00pm

7.1. Legal Guarantee

According to European Union law, HDE VET gives a 2-year Guarantee (Legal Guarantee) as a protection against faulty products and hidden defects.
In this case, HDE VET offers to repair or replace the product without any charge (for postage, labor, material, etc.).

7.2. Warranty

In addition to the Legal Guarantee, HDE VET offers additional Services.

a. Complementary 1st year limited Warranty

During the first 12 months after the date of purchase, HDE VET offers:

- Free online support for any product questions and/or setting;
- Free loan equipment that could be shipped, if equipments are available, within 1 week according to availability;
- Free upgrade of the HDE VET software and flat panel detector software.

After the first year:

- The online support, loan equipment, upgrades and repairs will be invoiced to the customer according to the price list.

b. Extended 5-year Warranty on the HDE VET flat panel detector

HDE VET offers the possibility to extend the Legal Guarantee to 5 years on the HDE VET flat panel detector.
The extended 5-year Warranty covers faulty products and hidden defects exclusively on the HDE VET flat panel detector and does not cover any other product.
The extended 5-year Warranty should be bought at the purchase date of the equipment. In this case, the delivery time of the product ordered could be extended to maximum 3 months.
<u>The price of the 5-year extended Warranty is 5,000 Euros for the HDE VET flat panel detector.</u>

7.3. Implementation

a. Product registration

The Warranty and Services will only be implemented if HDE VET products are registered on HDE VET's website within 15 days following the purchase date by the practitioner:
https://www.hdevet.com/

b. Disclaimer

The HDE VET Guarantee, Warranty and Services apply to all HDE VET equipment except:
A - «wear» parts;
B - If the problem is caused by an accident;
C - If the damage is caused by the user;
D - If the user fails to comply with the instructions manual and/or HDE VET cleaning recommendations;
E - If the serial number of the product is removed or modified;
F - If the product is not disassembled by the HDE VET Official Technical Center or is modified with non-HDE VET parts;
G - If the products was not registered on HDE VET's website within 15 days after its purchase by the practitioner;
H - The end user get an insurance to cover the repair not included in the Warranty nor the Guarantee.

8. General Sales Terms

1) By placing an order, the buyer agrees to unreserved acceptance and full compliance with all the terms and conditions of sale set out below which overrule any other buyer's documents and in particular any purchase terms and conditions, without prior express agreement to the contrary from our company.

2) All technical documents provided to our clients remain the sole and exclusive property of HDE VET, sole owner of intellectual property rights to these documents, which must be returned upon request. Our clients undertake not to disclose those documents to any third party.

3) «Orders» is understood as any order of any product appearing on our price lists, accepted by HDE VET, and sent with the down payment mentioned on the order form, if specified. **Any order placed is irrevocable without HDE VET written consent.**

4) Terms of delivery are estimates only and are not contractually binding. They depend upon the availability of carriers and the sequence in which orders come in.

5) Goods are not delivered carriage free. The seller–buyer risk transfer takes place when the products are consigned to the carrier. It is the client's responsibility, in case of damaged or missing products, to express any necessary reservations to the carrier upon delivery of the goods. Failing that, the products will be deemed accepted by the client.
At all events, in case of visible defects or missing items, complaints will only be admitted if made in writing upon delivery of the goods and sent by registered post with proof of receipt.
The return shipping charges will be borne by HDE VET only if any visible defects or missing items are actually observed by HDE VET or its representative. Only a carrier appointed by us shall be entitled to return the aforementioned products.

6) The price shall be paid on the date the order is placed, either by bank transfer in Euros payable to HDE VET; the order being considered final only upon receipt of the aforementioned payment. All the payment cost should be assumed by the purchaser.
If a sale entails several successive deliveries, non-payment of a single one of them entitles HDE VET to suspend further deliveries without any formal notice.
Any overdue payment will incur a penalty of interest on the sum at one and a half times the legal interest rate. As stipulated by Article L.441-6 of the Code de Commerce (commercial code), these penalties are due by right, as soon as the buyer is notified that we have charged them to his account.
Moreover, the company reserves the right to bring the case before the court having jurisdiction, so that it brings the default to an end, under threat of a periodic penalty payment per day of late payment.

7) The products shall remain our full property until payment in full by the buyer.

8) Upon delivery, the client must check that the nature and quantity of products delivered are consistent with the order, and any complaint, reservation or dispute regarding any defective or missing products must be expressed according to the terms defined in Article 5. In case of any visible defect, we shall replace the defective products, subject to checking the alleged defects. The client must in all cases provide proof of the existence of the defects noted, but our company reserves the right to conduct all observations and checks on site, either directly or indirectly.
Our company guarantees its products against latent defects, according to law, custom and case law. Thus, the latent defect warranty only requires us to replace the defective goods, at no cost to the client, without damages of any kind, on any ground whatsoever.

9) Any dispute arising from the application of these general terms of sale; from their interpretation or execution; from sales contracts signed by our company or from the payment of sums due, shall be brought before the Tribunal de Commerce (commercial court) of RENNES, in which jurisdiction our company's head office is situated, whatever the location of order, delivery and payment and whatever the terms of payment may be, even in case of claim under the guarantee or if there is more than one defendant.
Bills of exchange or acceptances of settlement shall not constitute novation nor derogation to this clause assigning jurisdiction. The RENNES Court of Commerce shall have jurisdiction in all respects whether for a principal petition, an incidental claim, an action on the substance of a case or a summary procedure.

10) Should our company not exercise the rights conferred by any of the clauses in these general terms of sale at any given time, it shall not constitute waiver of these rights and does not preclude any subsequent exercise of them.

11) Any question or matter in relation to these general terms of sale, as well as the sales concluded under these terms, and which is not dealt with in these contractual stipulations, shall be governed by French law and jurisdiction exclusively, and is also subject to the Vienna Convention on Contracts for the International Sales of Goods.

9.1. Products

		References
HDE VET EQuineDR Sets		
HDE Vet EQuineDR 2530F	Flat panel 2530F	DR_S2530F
	Lenovo ThinkPad P1 Gen 8	
	HDE Vet Equine Software	
	PODOBLOCK FXRD 092530F	
	Nanuk 940 Case	
HDE Vet EQuineDR 3643F	Flat panel 3643FW	DR_S3643F
	Lenovo ThinkPad P1 Gen 8	
	HDE Vet Equine Software	
	PODOBLOCK FXRD 093643F	
	HDE Vet Protective Aluminium Case	
HDE Vet EQuineDR 4343F	Flat panel 4343FW	DR_S4343F
	HP Computer: all in one 870 G9 27”	
	HDE Vet Equine Software	
	High resolution anti-scatter grid R:12:1 220 lines	
Flat Panel Detectors & Protections		
Flat Panel Detector F Series	Flat Panel 2530F (without computer & software)	DR_PXR2530F
	Flat Panel 3643F (without computer & software)	DR_PXR3643F
	Flat Panel 4343F (without computer & software)	DR_PXR4343F
Flat Panel Detector Protector	PODOBLOCK Protector high resistance FXDR 092530F	DR_PRP2530F
	PODOBLOCK Protector high resistance FXDR 093643F	DR_PRP3643F
	PODOBLOCK Protector high resistance FXDR 094343F	DR_PRP4343F
Accessories		
Computer & Software	Laptop Lenovo & HDE Vet Equine Software	
	HP Computer & HDE Vet Equine Software	DR_HW02
Anti-Scatter	VIRTUAL resolution anti-scatter grid	
	High resolution anti-scatter grid R:12:1 220 lines	
Case	Nanuk 940 case with safe storing & charging	DR_MAL01
	Aluminium case safe storing without charging	DR_MAL02
	Aluminium case for additional station HP AIO	

We recommend to use a generator trolley (e.g. Stat-X Vaquero) and a flat panel stick (e.g. DR-Quadro) for your protection.
The veterinarian is responsible for her/his own safety.

		References
Protection & Safety Kit	HDE Vet Apron	DR_PRC
	HDE Vet Thyroid Shield	DR_PRT
	HDE Vet Gloves	DR_PRM
	DR-Quadro (black, distance stick, screen protector)	DR_Q2530F DR_Q3643F
	Stat-X Vaquero (up to 16 kg)	DR_V6-16
Dentistry Equipment	X-Ray Plates Juliuster	PEGA_PLAJU
	X-Ray Plates	PEGA_PLAXR
	X-Ray Block	PEGA_311008

We recommend to use a generator trolley (e.g. Stat-X Vaquero) and a flat panel stick (e.g. DR-Quadro) for your protection.
The veterinarian is responsible for her/his own safety.

9.2. Services

	References
Transport cost (depending on the weight & dimensions)	
Installation and Set Up *(should be confirmed with minimum 2 weeks anticipation)*	DRS_INST
Guarantee - Extended 5-year Warranty for the flat panel detector	DRS_EW5Y
Online Support *(including free software upgrade)* Annual Fee per HDE Vet EQuineDR Set	DRS_OSUP
Loan Equipment Flat Panel Detector** *(excluding insurance)* Weekly Fee *(from shipping date until arrival date at HDE Vet)*	DRS_LOANP
Loan Equipment Generator** *(excluding insurance)* Weekly Fee *(from shipping date until arrival date at HDE Vet)*	DRS_LOANG
Shipping Cost to E.U. *(including transport insurance)* for Loan Equipment - Standard (4 days)	ZPORT_DRLS
Shipping Cost to E.U. *(including transport insurance)* for Loan Equipment - Express (2 days)	ZPORT_DRLE

** Loan Equipment and Shipping Costs could be modified.*
*** Loan Equipment are available exclusively during repairs and depends on the availability.*

9.3. Terms

Prices validity:
- The prices are valid until December 31st, 2026.

Delivery terms:
- With Legal Guarantee = 3 weeks minimum;
- With Extended 5-year Warranty = 3 months maximum.

Payment terms:
Payment is made by Wire Transfer to HDE Vet France:
- 25% to confirm the order;
- 50% before shipping;
- 25% after the installation and set up.

HDE
VET



Software dedicated to Equine

HDE VET AMERICAS

11492 County Road 64 - 3/4
Greeley, CO 80631
USA
T + 1 (970) 442-3601

www.hdevet.com
katie@hdevet.com

HDE VET FRANCE

ZI de Bellevue - 14 rue Blaise Pascal
35220 Châteaubourg
FRANCE
T + 33 (0) 299 007 129

www.hdevet.com
contact@hdevet.com

HDE VET UK

The Pavilions, Avroe Cres
Blackpool, FY4 2DP
UNITED-KINGDOM
T + 44 7549 665192

www.hdevet.com
vetambassadoruk@hdevet.com

© HDE VET. September 2026. Information and pictures are non-contractual and may differ.